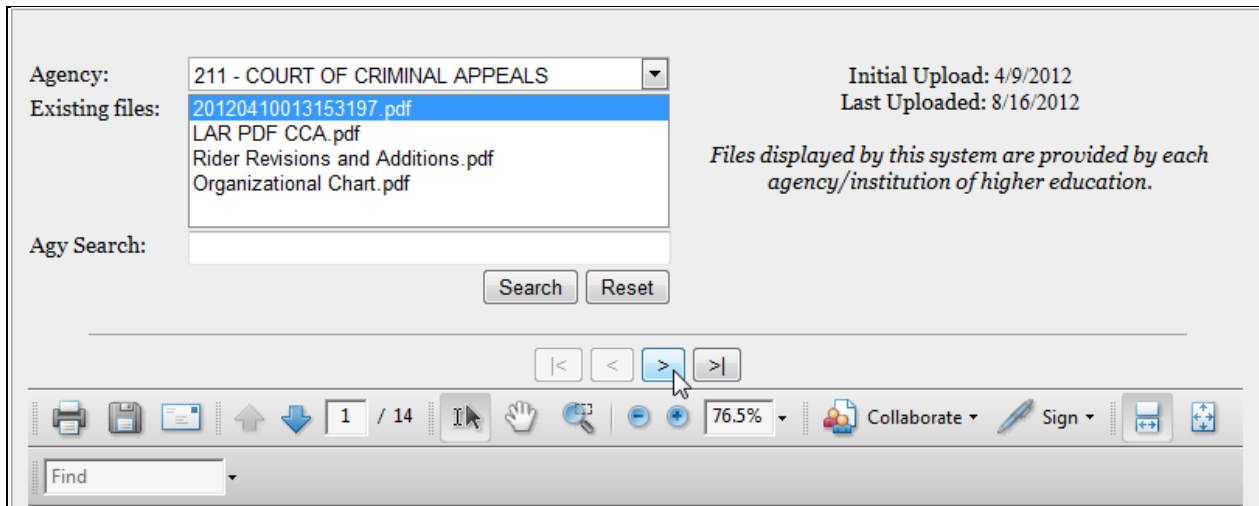


## Viewing Legislative Appropriations Requests

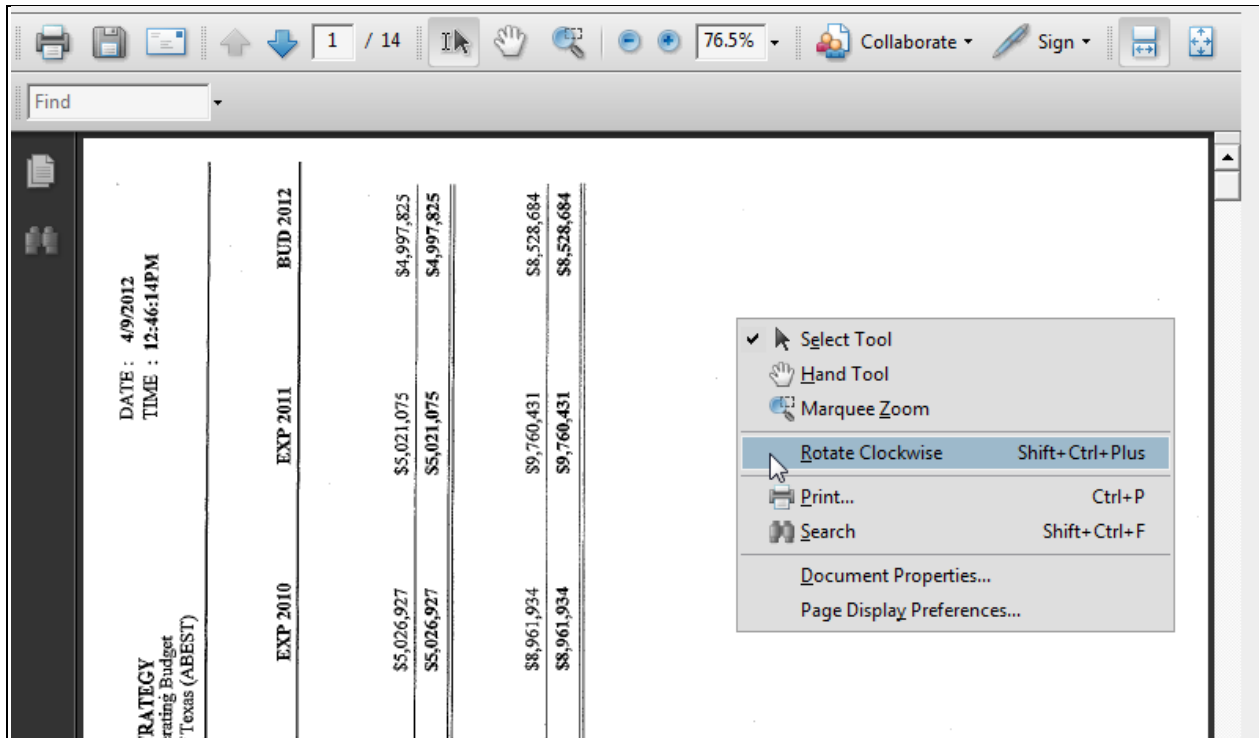
Legislative Appropriations Requests (LARs) for the 86<sup>th</sup> session are available online once the LAR has been submitted by the agency to the Legislative Budget Board (LBB). To view an LAR, select the appropriate **Agency** from the dropdown list, as shown below.



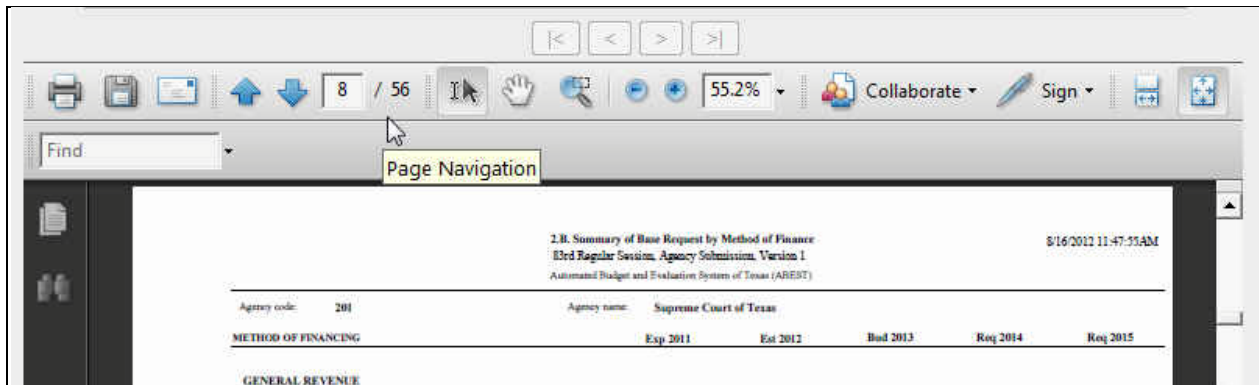
Some agencies attach multiple files, as shown below. To view a different file, click on another **file name** in the Existing files list or click the **arrow keys** to toggle through the list of files.



Some files are uploaded sideways. To rotate the file, right click your mouse on the document and click **Rotate Clockwise**, as shown below. Note that other options are available on the menu as well (i.e., printing, searching, etc.).



The Adobe toolbar may display at the top (shown below) or bottom of your screen. The location of the toolbar is determined by the version of Adobe installed and the options set on your computer.



If the toolbar is not displayed at the top of your screen, hover your mouse near the bottom of the screen until the toolbar appears, as shown below.



You can temporarily attach the toolbar to the document frame by clicking the Adobe icon located at the far right.